

# OFFICIAL COURSE GUIDE

BATTLEMENT MESA GOLF CLUB



BATTLEMENT MESA  
GOLF CLUB

# Welcome to BATTLEMENT MESA GOLF CLUB



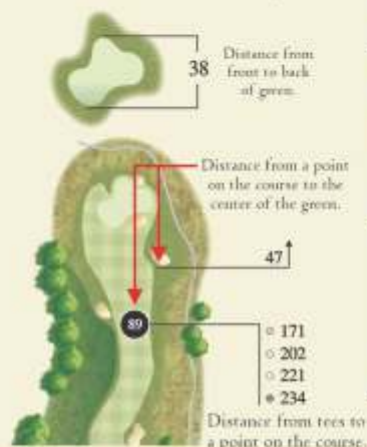
The diverse topography, the ever-changing elevations, and the 360-degree views will quickly convince you that few layouts stack up to Battlement Mesa Golf Club.



BATTLEMENT MESA  
GOLF CLUB

## LEGEND

- Black Tee & Yardage
- Gold Tee & Yardage
- Silver Tee & Yardage
- Bronze Tee & Yardage



The course challenges with length (7,210 yards from the tips), but shorter hitters will appreciate the fact that our high-desert elevation (5,200-plus feet) helps the layout play a little shorter, and that we offer a total of four tees to accommodate all ability levels. There's one tip we can offer to help you score well at Battlement Mesa: Don't go left. This is particularly true on our back nine, where the Colorado River flows to the left and far below holes twelve through fourteen. It's one lateral hazard you'll never forget! The biggest hazard, though, are the wide-open views, which can distract and overwhelm golfers accustomed to playing on courses surrounded by housing.

## Battlement Mesa Pro Shop

Don't be fooled by the size of the pro shop at Battlement Mesa Golf Club. Our small shop offers full-size service. We carry the major lines of equipment, as well as logo apparel, gloves, balls and all the accessories. You can shop in a relaxed, no-pressure environment. And if you need a full set of clubs, our experienced pro —Mary Ochs — is an expert when it comes to custom club-fitting. Drive past the crowded mega-golf-warehouse and head West to Battlement Mesa Golf Club, where you'll get the attention you deserve.



## Outings & Tournaments

Lets face it...there is no shortage of places to hold your golf event in the Colorado area...But we assure you, there are none that will do a better job of providing your group with a world class golf experience and a secure attitude of service to back it up.

Take a step back from city life and enjoy the bountiful views that Battlement Mesa Golf Club has to offer. This course is best known for the multitude of scenic views it affords as the design was set into the side of a mountain and creates a tranquil feel with a surrounding greatness.

We are dedicated to providing a memorable experience for all who come to play, including companies entertaining their clients or employees, non-profit groups raising funds for a great cause, or just relatives and friends gathering for a fun reunion.



BATTLEMENT MESA  
GOLF CLUB



## Golf Stretching Routine

### Core Rotation & Hip Stretch

Hold driver across your chest, keeping head and neck straight.

Turn your shoulders, core and hips from the address position and hold this stretch.

### Spine & Hips Stretch

Holding the driver with both hands squat down slightly so that your hips are behind your feet.

Keep your back flat and straight.

Keep your driver in a central position between your feet.

Reach forward with the core and arms, then stretch side to side.

### Shoulder & Triceps Stretch

Place one arm straight across chest. Place hand on elbow and pull arm towards chest and hold. Repeat with other arm.

Place one hand behind back with elbow in air. Place other hand on elbow and gently pull towards head. Hold and repeat with other arm.

## Raking Sand Traps


Finding yourself in a bunker is enough of a challenge without the added difficulties of a bad lie in an old footstep. Follow these easy steps for quick bunker-grooming and your fellow golfer will thank you!

Enter the bunker from the point that's closest to your ball, but most level to the adjacent playing surface. Exit the bunker along the same path as you entered to reduce the amount of raking.

Avoid climbing on steep bunker faces (you can damage the lip of the bunker and displace too much sand).

Be careful not to pull excess sand to the lip of the bunker. Alternate between pulling sand toward you and pushing it back. This will create a relatively even surface without displacing too much sand.

After raking, place bunker rake inside the bunker, parallel to the line of play.



## Hole 1

### Pro Tips

One of the toughest starting holes around. Lay up short of the hill to 165 yards from the green and you'll have the best look at the green. Big hitters can bomb it over the hill and have a short, uphill approach. Avoid the trap to the left of the fairway that is even with the landing area. There's trouble left of the green.

BATTEMENT MESA

P  
A  
R  
4  
•  
H  
A  
N  
D  
I  
C  
A  
P  
5



HOLE 1



437

408

351

295



## Hole 2

### Pro Tips

Be careful with the tee shot! The carry to cut the corner is farther than it looks. The ideal tee shot is just to the right of the tree on the corner. This will leave you a short to mid-iron approach to this amphitheater green.

P  
A  
R  
4  
•  
H  
A  
N  
D  
I  
C  
A  
P  
11



HOLE 2



BATTELEMENT MESA


446

411

370

319





## Hole 3

### Pro Tips

Club selection on this par 3 is important. If the ball lands short of the green it will generally not bounce up, so take plenty of club and fly your ball to the hole. Favor the right side as any misses there have the chance of bouncing down to the green.

BATTEMENT MESA

P  
A  
R  
3  
•  
H  
A  
N  
D  
I  
C  
A  
P

15



HOLE 3



219

193

170

127



## Hole 4

### Pro Tips

A tee shot to the left of the tree in the fairway leaves you with a short iron to a deep, narrow green. Avoid missing this green long or to the right.

BATTEMENT MESA

P  
A  
R  
4  
•  
H  
A  
N  
D  
I  
C  
A  
P  
13



HOLE 4







## Hole 5

### Pro Tips

You should favor the left side of this fairway as it tilts left-to-right. This can be considered a reachable par 5, but there is some risk involved. The green is hidden around the corner to the left with a creek and trees on the left side. The prudent play is to lay up to 120 yards for your third shot. Be aware of pin position as this green has a large tier in it.

BATTEMENT MESA

P  
A  
R  
5  
•  
H  
A  
N  
D  
I  
C  
A  
P  
7



HOLE 5



525

487

448

405



## Hole 6

### Pro Tips

This hole is downhill and generally plays downwind, so don't be too intimidated by the length. A tee shot just left of the fairway bunker will give you a good look at this expansive, undulating green.

BATTEMENT MESA

P  
A  
R  
4  
•  
H  
A  
N  
D  
I  
C  
A  
P  
3



HOLE 6




477

426

411

370



## Hole 7

### Pro Tips

Conservative play is the secret on this three shot par 5. Trying for the green in two is a bad choice as the approach is very narrow with the green being surrounded by bunkers and a small pond to the right. Lay up to about 125 yards for the best access to this green. Par is always a good score.

BATTELEMENT MESA

P  
A  
R  
5  
•  
H  
A  
N  
D  
I  
C  
A  
P  
1



HOLE 7




613

563

545

461





## Hole 8

### Pro Tips

Playing at the pin on this short par 3 may not be the thing to do. The wind can be a huge factor coming off your right side over the pond, so shoot for the fat of the green. Avoid the bunkers behind the green, as your next shot will generally be back at the water.

P  
A  
R  
3  
•  
H  
A  
N  
D  
I  
C  
A  
P  
17



HOLE 8



BATTEMENT MESA

143

134

108

82



## Hole 9

### Pro Tips

A straight tee shot is a must as the sagebrush to the left and right tends to catch a lot of stray balls. The green is large and terraced so be aware of pin position to get yourself in the right area!

BATTEMENT MESA

P  
A  
R  
4  
•  
H  
A  
N  
D  
I  
C  
A  
P  
9



HOLE 9



457

415

337

323



FULL MAP



Maps Designed by (c)2022 Bench Craft Company | [www.BenchCraftCompany.com](http://www.BenchCraftCompany.com)





## Hole 10

### Pro Tips

The tee shot on this short par 4 is somewhat blind. Play towards the V in the mountain and that will put you in the middle of the fairway. Don't hit your drive too far or you'll have a difficult, uphill approach to this tricky, narrow green. An approach from 100 yards has the best view of the green and will allow you to see where the pin is located.

BATTEMENT MESA

P  
A  
R  
  
4  
.  
H  
A  
N  
D  
I  
C  
A  
P  
  
14



HOLE 10





## Hole 11

### Pro Tips

This dogleg right par 5 can be reached in two if the tee shot is placed just to the left of the fairway bunker. Be aware of the small bunker in front of the green. Once again, check the pin position because the length of this green can mean a four club difference.

BATTELEMENT MESA

P  
A  
R  
5  
•  
H  
A  
N  
D  
I  
C  
A  
P  
8



HOLE 11





## Hole 12

### Pro Tips

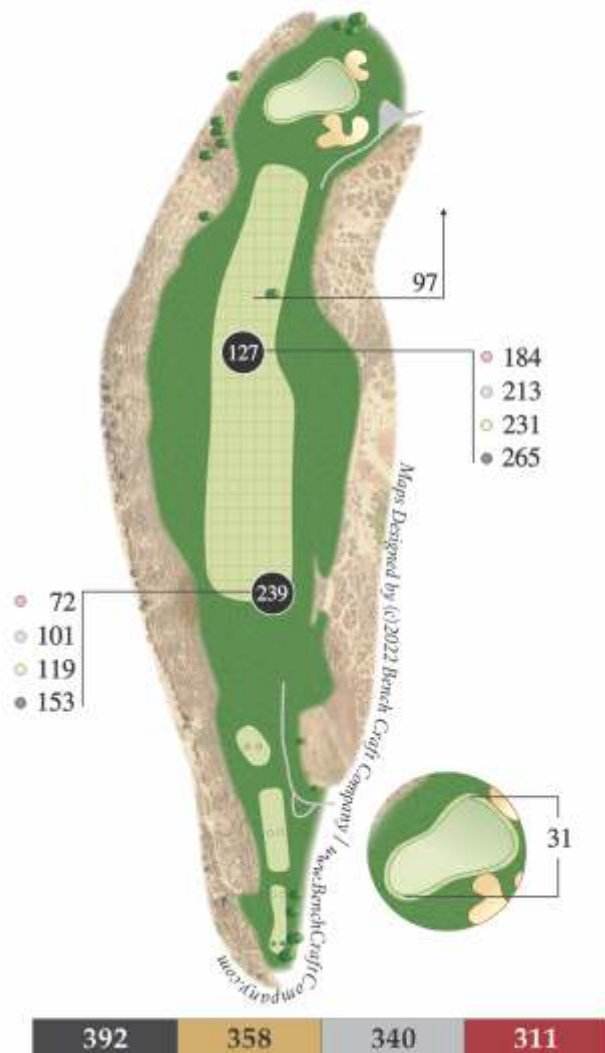
The best target off of the tee is the tree in the fairway. Favor the right side of the fairway as balls will roll down to the left. Leave the driver in the bag as the landing area narrows once you reach that tree. Leave yourself about 130 yards to the green for the best view. This green is shallow and tough to putt, so make sure you put yourself in the correct position.

BATTEMENT MESA


P  
A  
R  
4  
•  
H  
A  
N  
D  
I  
C  
A  
P  
10



HOLE 12







## Hole 13

### Pro Tips

Favor the right side on this slightly downhill par 3. A large green awaits your tee shot, so par should definitely be within reach!

BATTELEMENT MESA

P  
A  
R  
3  
•  
H  
A  
N  
D  
I  
C  
A  
P

18



HOLE 13

Maps Designed by (c) 2022 Bench Craft Company | www.BenchCraftCompany.com



221

187

165

140



## Hole 14

### Pro Tips

A short hole but 4 is always a good score. Put the driver away and favor the right side with a hybrid or fairway wood. This downhill approach will make or break you, so check the wind speed and trust your yardage and club selection.

BATTEMENT MESA

P  
A  
R  
4  
.  
H  
A  
N  
D  
I  
C  
A  
P  
12



HOLE 14





## Hole 15

### Pro Tips

The prevailing winds generally hit you right in the face as you turn back towards the clubhouse. Hit all you have from the tee with the big tree as your target. Your approach shot will be from a downhill lie to a large, tiered green. Par is a good score.

BATTELEMENT MESA

P  
A  
R  
4  
•  
H  
A  
N  
D  
I  
C  
A  
P  
2



HOLE 15




477

432

376

360





## Hole 16

### Pro Tips

This uphill par 3 is visually intimidating, but rest assured the green is bigger than it looks. Take enough club to take the front bunker out of play. Don't flirt with the pin if it's on the left tier. Play to the center of the green, take your two putts and head to the next tee.

BATTEMENT MESA

P  
A  
R  
3  
•  
H  
A  
N  
D  
I  
C  
A  
P

16



HOLE 16




Maps Designed by (c)2022 Bench Craft Company / [www.BenchCraftCompany.com](http://www.BenchCraftCompany.com)

182

156

143

114



## Hole 17

### Pro Tips

Hit your tee shot just to the right of the Sentinel tree. This narrow green can be reached in two with a good drive, but the prevailing winds will generally prevent that. A smart layup just short of the grass valley will leave a short approach. Make your birdie and hold on for the finale!

BATTELEMENT MESA

P  
A  
R  
5  
•  
H  
A  
N  
D  
I  
C  
A  
P  
4



HOLE 17



549

510

470

440



## Hole 18

### Pro Tips

The best finishing hole in western Colorado! Avoid the fairway bunker to give yourself the best opportunity to get to this green. The lake does come into play from the tee and on the approach shot. This tiered green is very large, so check the pin position. Take your par and run to the 19th hole!

BATTELEMENT MESA

P  
A  
R  
4  
•  
H  
A  
N  
D  
I  
C  
A  
P  
6



HOLE 18



439

429

399

350



## Membership

We know why golfers love our course. It's a combination of our awe-inspiring mountain scenery plus a great layout that even got us on Golf Digest's Best Places to Play list. It's the friendly welcome you get in our pro shop plus the glimpses of wildlife you're likely to see near our fairways. This is a course that feels like the real Colorado — Colorado the way it ought to be. So if you find yourself setting up tee time after tee time to play here at Battlement Mesa, it's time to check out our Advantage Club.

For more information visit us online at [www.battlementmesagolf.com](http://www.battlementmesagolf.com).

"THEY SAY THAT GOLF IS LIKE LIFE,  
BUT DON'T BELIEVE THEM.  
GOLF IS MORE COMPLICATED THAN THAT."  
- GARDNER DICKENSON

## Golf Lessons

Battlement Mesa also offers a strong lesson program. Mary Ochs, LPGA-Class A provides a fun learning environment, for any and all ages and skill sets. Mary's focus is specific to the individual and what they strive to accomplish in their golf game.



Whether you are brand new to golf or have suddenly picked up a 'slice' off the tee box, come see Mary and have some fun during your game improvement lesson.



BATTLEMENT MESA  
GOLF CLUB

## Practice Facilities

Battlement Mesa has the facilities to help you perfect your game. Our driving range offers natural grass tees and a scenic back drop that will inspire you to stay on the range until you get it right. For your short-game skills, we offer a putting green, as well as a complete chipping and sand-practice area.



Be sure to stop by before your next round of golf!



BATTLEMENT MESA  
GOLF CLUB

## CONTACT US

### Battlement Mesa Golf Club

3930 N. Battlement Parkway

Battlement Mesa, Colorado 81635

Local: (970) 285-7274

Toll Free: (888) 285-7274

Fax: (970) 285-7822

Website: [www.battlementmesagolf.com](http://www.battlementmesagolf.com)

Mary Ochs, LPGA-Class A

Director - Head Golf Professional



Doug Choate

Golf Course Superintendent





# BATTLEMENT MESA GOLF CLUB

HOLE	1	2	3	4	5	6	7	8	9	Out
IMPERIAL/BLACK	437	446	219	367	525	477	613	143	457	3684
MONARCH/GOLD	408	411	193	329	487	426	563	134	415	3366
ROYAL/SILVER	351	370	170	312	448	411	545	108	337	3052
WAPITI/BRONZE	295	319	127	269	405	370	461	82	323	2651
PAR	4	4	3	4	5	4	5	3	4	36
HANDICAP	5	11	15	13	7	3	1	17	9	

10	11	12	13	14	15	16	17	18	IN	TOTAL	Rating & Slope
396	511	392	221	359	477	182	549	439	3526	7210	73.7/133
370	478	358	187	337	432	156	510	429	3257	6623	70.9/122
340	455	340	165	318	376	143	470	399	3006	6058	67.9/117 L:73.3/133
246	418	311	140	291	360	114	440	350	2670	5321	64.8/104 L:69.6/126
4	5	4	3	4	4	3	5	4	36	72	
14	8	10	18	12	2	16	4	6			

"THE MOST IMPORTANT SHOT IN GOLF  
IS THE NEXT ONE."

- BEN HOGAN





Offering affordable golf vacations and a welcome relief from the atmosphere found not far "up valley" in Vail and Aspen. What's more, we're an easy drive from Denver—and once you're here, you'll discover a peaceful town with no traffic. The commute back to city life will be tougher than any drive you face on our challenging golf course!

3930 N Battlement Pkwy  
Battlement Mesa, CO 81635  
[www.BattlementMesaGolf.com](http://www.BattlementMesaGolf.com)  
(970) 285-7274